

*Riviera West/Harbor View Bimonthly Newsletter***PRESIDENT'S MESSAGE: Riviera West**

While nature starts to cloud paint the winter skies with spectacular vistas, we appreciate the local end of a relatively safe fire season. It was an unusually busy inspection period for Riviera West as we issued the largest number (119) of fire safety citations in more than a decade. This was due to an unusual combination of heavy rains followed by weeks of high temperatures creating rapid and dense growth of vegetation. Fortunately, 85% of our community members responded in a timely way to the notices. More will follow. We received a grant from the Clear Lake Environmental Consortium for \$5,400 to defray the cost of our annual chipping program.

You may remember an election five years ago when we, along with the other HOAs in our area, voted to undertake a \$100 assessment to provide funds for the County to clear fire hazardous parcels where owners had abandoned responsibility for their properties. We submitted 12 properties for clearing and finally the last two of these parcels are set for clearing in December. The program got off to a snail's pace because a process and authority for implementing the concept had not been created prior to the election. Sort of like booking a cruise and finding there was no boat at the dock on the day of departure.

Our newly formed Clubhouse Committee has initiated a major remodel of the bar area in the dining/social hall. The area will have new wall cabinetry, sink and counter and the old DIY bar will be replaced by the new Maheraja bar. The Ladies Club (forerunner of the Social Club) donated \$4,000 towards the project.

In other project news:

Our emergency siren which suffered a theft of its batteries, has been repaired and is working normally. We added a barbed wire-topped fence, and a solar powered motion activated light and camera for added security.

The marina dock rebuild is moving along as the Dock Factory and ADM Construction work together to engineer a structure that can respond to the changing lake water levels along the shore.

We have taken delivery of the final section of the new fencing around the pool. Should be installed within the current month. Tapia Landscaping & Construction has done a great job for us on this project.

The marina picnic area is undergoing a refurbishment including dethatching, re-seeding, and new irrigation components. To let the new grass establish itself, the picnic area will be closed for a couple of months.

We continue to participate in and support the Konocti Fire Safe Council. Two members of the Board of Directors are from Riviera West. The most recent grant funded project will support the delivery of an evacuation guide to all homes in the Soda Bay Corridor through direct mail. Funds were granted by the California Fire Safety Foundation.

Cheers to all, and high hopes for a happy holiday season.

Philip Hartley, President, Riviera West Country Club Board of Directors



**Riviera West Country Club
Harbor View Mutual Water Company**
8475 Harbor View Drive
Kelseyville, CA 95451
707-279-8544 • fax 707-279-0118
rivierawest@gmail.com
harborviewwater@gmail.com
website: www.rivierawesthoa.com

Office Hours:

Monday, Tuesday & Thursday:
9:00 am – 3:00 pm
Friday 9:00 am – 3:30 pm
Wednesday: Closed

Riviera West Board:

President: Philip Hartley
Treasurer: C. Richard Smith
Secretary: Clelia Baur
Director: Doug Moore
Director: Bob Gunion

**Harbor View Mutual
Water Company Board:**

President: Carina DeHerrera
Treasurer: Bob Lucatorto
Secretary: Alexandra Milukhin
Director: Tim Keenan
Director: Laura Silva

Regular Board Meetings:

Third Wednesday every other month
beginning in January. Riviera West
meeting is 4:30 PM; Harbor View
meeting is 5:30 PM.



PRESIDENT’S MESSAGE: Harbor View Mutual Water Company

Hello neighbors,

The leaves are falling, the rain has started, and fire season has officially ended. I know this because the burn ban has been lifted and Calfire is out doing controlled burns.

With every rain we get, the lake gets fuller. Our “Lady of the Lake” commentator reports that for every four to five inches of rain we get, the Lake rises one foot. The past atmospheric river has helped with the filling and flushing of the Lake, which means the water is easier for to treat.

Our water treatment plant recently needed to replace air compressors after ten years of consistent use with several rebuilt pumps and several new electric motors. The unit is designed to run about every ten minutes, and it has done so for the last ten years so according to Jeremiah, we got our money’s worth!

Part of the treatment of our drinking water is removing the sludge that is left over from the cleaning process twice per year. This time, four truckloads (about 14 thousand gallons) of pudding-thick lake sludge were removed by Action Sanitary.

Our plant had its three-year Environmental Health chemical storage inspection, and it went well – passed without any issue. Well done Harbor View Water Operators!

Please remember that water is the only thing that should be going down our street drains because it eventually ends up in the Lake. So if you have a storm drain near your home, take a moment to clear away the leaves and pine needles. Your efforts to keep our Lake clean are appreciated.

Carina DeHerrera, President, Harbor View Mutual Water Company

Important Dates

- ▶ Wednesday, January 15, 4:30: Riviera West Board Meeting at the clubhouse.
- ▶ Wednesday, January 15, 5:30: Harbor View Mutual Water Company Board Meeting at the clubhouse.
- ▶ Survey responses, please! The Social Club is requesting member feedback on possible events for winter/spring 2025. Please let us know your preferences when you receive the survey.

DYK...

Did You Know? Water Insights from Harbor View Lead Water Operator Jeremiah Fossa

The community of Riviera West has an entire system of interconnected water lines buried under our streets about four feet deep, known as mains. These pipes have been in service for more than 50 years and vary in width between 8 inch, 6 inch, and a small amount of 4 inch-across sizes. We have a combined total of main lines that is about 28,200 feet or 5.34 miles. These pipes hold around 47,000 gallons of water and would take the water plant four hours to fill if completely drained. Every lot and home has a one-inch copper service line that supplies two lots each. We just crossed over 250 homes supplied by this water system.

The height difference between the Lake and the upper storage tank is over 800 feet in elevation, requiring 4 different booster pumps to move the water to the top. This height creates close to 400 psi at the bottom. Since this creates a dangerous situation with that much pressure, we have four Pressure Reducing Valves (PRV) which work 24/7 to automatically lower the pressure in the four different pressure zones. These valves work on just water pressure to adjust to constant changing demands on the water supply, from almost no flow in the middle of the night to full flows in case of fires. These extreme elevation differences make for great views but greatly increased power costs to move 391,980 lbs. of water up the side of a volcano.



WATER COMPANY EMERGENCY?

If you cannot reach the office, call 707-279-4143



Thank You for Donating

Every year the Riviera West Social Club coordinates toy and food donations during the Holidays for local families in need.

This year the Riviera West community stepped up as always with generous food and gift donations. These will be distributed to Lake County non-profit agencies for timely distribution. Your generosity will add warmth and happiness to the home of a neighbor experiencing hardship. Thank you!



The Social Club organizes our food and toy donation drive every year. It is a fun and heart-warming activity. If you would like to participate in this or other Social Club projects, just let us know! Email us at rwccsocialclub@gmail.com or call Norma at 707-279-9604.

Right: Steering Committee members Debi Denham, Clelia Baur, Christine Lavezzo, Kerry Moore and Norma Simmons.



We've read about the horror stories on line. Identity theft, charity scams, free trial fraud and more. How can you protect yourself from common consumer scams?

The California Attorney General's Office provides us with some practical guidelines.

For example, charities and professional fundraisers are regulated by the State. The Attorney General's office monitors these organizations to ensure that monies are not misapplied or squandered. Their website offers practical advice on how to judge the legitimacy of the donation you are considering.

Learn how to stay ahead of fraudsters by visiting the Attorney General's office website. You also have the option of subscribing to their scam-prevention newsletter.

[Click here](#)

Safe Paint Disposal



You can dispose of left-over paint and certain solvents at either the Clearlake Recycling Center in Clearlake or the Transfer Station in Lakeport. According to the C & S Waste Solutions website, both facilities accept some types of household hazardous waste, including oil- and water-based paint.

[Click here](#) for information on hours of operation and the specific types of waste product you can bring in.



Christine Lavezzo



Riviera West Social Club Update

Happy Holidays to All and Best Wishes for the New Year

So long to 2024 – and what a year it has been! December is a time to reflect on a year’s worth of experiences. We’ve seen blazing hot weather, atmospheric rivers, and mountain lions in the back yard. Above all, we’ve shared happy times with neighbors at all kinds of interesting gatherings. Our neighborhood social life is one of the things that makes Riviera West a special place to live!

A Busy Social Season

The Fall 2024 Social Club calendar was completely filled. October’s **Italian Dinner** was a great success. Members particularly enjoyed having their special photo opp with a charming bistro table and Mediterranean backdrop (see pictures on page 6). Thank you to Chris Lavezzo for the idea, and to Harry Davis, who brought his film industry skills to creating the expert lighting and set-up. Italian dinner hosts Clelia Baur, Chris Lavezzo and Bill Lillo did all the cooking for this event.

Every year the Social Club hosts a **Tree-Trimmy Party** for Social Club members with a festive Holiday theme. Those interested in joining the Social Club were also welcome to come and sign up during the event. Guests were delighted with the music, dinner and wine, decorating fun and the Holiday-themed photo set-up in front of the fireplace. Santa’s unexpected arrival was an exciting highlight to the evening. Santa (Water Operator Jeremiah Fossa) patiently posed for pictures. It was classic. See photos on page 7.

Our traditional **Holiday Open House** wrapped up the social calendar for 2024 with a pleasant afternoon of socializing, music and refreshments. We all admired the progress on our new, custom-designed bar (see the article on page 8). Guests dropped off even more donations for Lake County families experiencing hardship during the Holidays. Congrats to Amber Chatwin for winning the gift basket!

The Social Club’s **toy and gift donation campaign** wrapped up on December 7, with a wonderful collection of gifts for kids from infancy to teen-age years. Thank you to all for your generosity toward families in need!

Ready for 2025!

We’ve made it to the quarter-century! The coming year promises to be even more active and exciting than 2024. Stay tuned to Social Club email announcements and invitations for more information.

Join us! As always, the Social Club welcomes new volunteers. You can choose the type of activity and level of involvement that works for you. The best part is teaming up with an active, fun-loving group dedicated to making our community a better place to live. Give us a call if you’re interested! For more information, send us an email at rwccsocialclub@gmail.com.



Social Club Italian Dinner October 11, 2024




Festa Italiana Riviera West Social Club

Friday, October 11, 2024 at the Riviera West Clubhouse
Doors open at 5:00 • Dinner served at 5:30 • \$20 per person

Antipasto Platter

Entree: Choose one of the three options

1. Braised Pork Ribs with Homemade Pasta & Homemade Sauce
2. Classic Chicken Piccata with Homemade Pasta
3. Vegetarian Manicotti with Crisped Vegetables & Homemade Sauce

Italian Salad and Sourdough Baguette

Assorted Desserts

A bottle of red and a bottle of white wine will be provided



**Social Club Members Tree-Trimming Party
November 30**



Special thanks to Santa and Ms. Claus, aka Jeremiah and Amanda Fossa, for joining us!



**Holiday
Open House
December 7**



The Social Club Works for You

The Riviera West Social Club was originally established in 1977 as the Ladies' Club of Riviera West. Ladies of the community were invited to meet regularly at the clubhouse to organize events, review budgets and elect officers. Along with social events, the Ladies' Club initiated charity programs for local families during the Holidays.

In August 2021 the group became more inclusive, changing its name to the Riviera West Social Club. Membership is open to all Riviera West property owners. A Steering Committee made up of volunteers meets periodically to plan budgets and events, publish the calendar and manage communications through the Social Club email and the Riviera West website. The Social Club is one-hundred percent volunteer staffed. Our success is made possible through the enthusiastic spirit of volunteers who come up with wonderful new ideas and contribute their time and energy.

You probably know the Social Club by the cheery emails inviting you to a special event or celebration. And though organizing social gatherings is one of our main goals, the Riviera West Social Club's commitment to the community goes beyond the festive events. Social Club volunteers also devote their time and energy in other ways that make our community stronger:

Managing projects that add lasting value to our joint assets

- ▶ Clubhouse improvements including the kitchen remodel and bar remodel
- ▶ Grounds improvements, such as the work party that created the heron garden

Improving Efficiency

- ▶ Supporting the Board with essential community outreach and feedback
- ▶ Volunteering in the office: Assisting office administrator, answering phones, preparing member mailings, archiving & records management

Building community goodwill and resiliency

- ▶ Supporting fire resilience and evacuation programs that protect lives and property
- ▶ Organizing the Riviera West Holiday donation campaign

Providing funding for special projects and events (see sidebar)

Different Types of Events Coordinated by the Social Club

TGIF events usually take place in the warmer months. They are potluck-style and BYOB. No reservation is needed; just bring something to share and your choice of beverage.

Dinner events require RSVP and payment received by the deadline since these require more planning. Beverages may or may not be provided for certain events, so refer to the invitation for specific information. RSVP to rwccsocialclub@gmail.com or call Norma Simmons at 707-279-9604.

You can host a TGIF or dinner event – we're here to help you, just let us know.

Make the Social Club Stronger

Our mission is to serve the Riviera West community. Having a stable group of volunteers makes our work possible. We encourage all property owners to consider joining. We guarantee you will have a great time and have the satisfaction of contributing to our community!



Riviera West
Spring Tea, 2022

Q: What happens to the fee that we pay for attending a Social Club event or buying a raffle ticket?

A: Your money goes into a separate account used by the Social Club (not the Riviera West general fund).

Most of the amount goes into the cost of the event: food, wine and raffle prizes. Any funds left over are saved up for purchases that will benefit members. These range from the large (2018 major kitchen remodel, 2024 bar remodel) to the small (party supplies, Christmas ornaments).

Many of the things that improve our quality of life here in Riviera West were purchased by the Social Club, including:

- ▶ Purchase of the custom Maherajah bar
- ▶ Upgrading kitchen utensils
- ▶ Reusable room decor for themed events throughout the year
- ▶ Specialty wines served at events
- ▶ Tablecloths, chair covers and other event materials
- ▶ And much more!

Q: Why do we need to RSVP by a certain time for a Social Club event?

A: Unless it is a potluck style get-together, our volunteers need time to shop for and prepare food. Having a guest list in advance helps us avoid having too much or too little food. The result is: Everyone has a great time!

Thanks for using our email, rwccsocialclub@gmail.com when you send your RSVP.

Project Update: Clubhouse Bar

We're Making Excellent Progress!

As any recent visitor to the clubhouse knows, the bar in the large meeting room is undergoing a major remodel. The process began in September, with approval from the Board to demolish the old bar and replace it with modern, built-in cabinetry.


The benefit for members will be a more accessible and more efficient space for the many social and business events that take place in the room every year. In addition, the new bar will be easier and more pleasant for those who rent the clubhouse for personal use. The design is bright and open and has a space for our custom Maheraja bar for those special occasions.

Phase one of the project was research, sourcing and purchasing, which was expertly managed by the Clubhouse Committee. Committee volunteers put in the work to develop a practical design and choose good quality, reasonably priced cabinets, countertop and flooring from local vendors. After some give-and-take to find that happy medium, the design and cost estimates were approved by the Board.

Next came removal of the old bar, repair of the subfloor and upgrading of electrical and plumbing utilities. When this was complete, the new cabinets were installed, followed by the new flooring. The result is already a noticeable improvement.

We expect delivery of the custom quartz countertop and backsplash before the end of the year. Next will be the new sink, faucet and cabinet hardware, along with bar lighting.

A generous contribution from the clubhouse improvement fund created by the former Riviera West Ladies' Club paid for the cabinets and most of the other material. The Homeowners Association covered the cost of labor and utility upgrades using designated reserve fund monies. The reserve fund is used to cover repair and replacement of ageing or damaged facilities.



Above: Photos show our progress with removing the old bar, upgrading the plumbing and electrical, installing the cabinets and replacing flooring.

Left: We weren't able to "re-home" our 1980s-era DIY bar, so it was cut into sections and was last seen heading to the recycle facility in Clearlake.

Taking Care of Business

The Board has been busy over the past year with projects that maintain and improve our joint assets, including:

- ▶ Swimming pool fencing
- ▶ New concrete surface in front of the pool restrooms
- ▶ Marina docks repair
- ▶ Marina park lawn improvement and fence installation
- ▶ New security cameras
- ▶ Bar replacement
- ▶ Emergency siren repair & security fencing after the battery theft

A Friendly Reminder:

With the rainy weather coming on, let's make an extra effort to keep the street in front of our property clear of leaves and debris, and keep plant overgrowth from impeding the flow of water. If possible, also check the intersection for small branches blocking the drainage pipe. Removing these obstructions keeps our streets in better condition, improves the look of the neighborhood and above all, makes sure clean water enters the Lake.

The County clears debris when possible, but they can't reach every property throughout the rainy season. Thanks to everyone for helping keep our rainwater flow under control.



County crew clearing roadside debris in November 2024

Soda Bay Corridor Evacuation Plan Progress

What if all the residents along Soda Bay Road needed to evacuate at the same time? From large communities to small mobile home parks and occasional visitors, how many cars would be on the road? What about having to evacuate with pets or large animals?

We know Soda Bay Road. It has curves and steep grades and it travels through narrow spaces between high embankments and Lakeside drop-offs. Point Lakeview Road and other nearby roads have similar issues. The area contains about 3,500 residences, with approximately 7,800 people calling the Soda Bay area home.

Everyone who depends on these routes to access their property knows the challenges that exist if the roads are blocked at any time. During a wildfire, lives will depend on quickly moving people away from danger and providing unrestricted access to responders entering the area.

What's the Plan?

The importance of Soda Bay Road in a fire crisis made it a high priority for the Konocti Fire Safe Council's Board of Directors. The Board worked with the County's Office of Emergency Services in 2022 to obtain grant funding to remove dangerous and overhanging trees along Soda Bay Road, purchase brush-clearing equipment, and engage a qualified company to develop an Evacuation Plan for Soda Bay Road.

Completed in March 2024, the Evacuation Plan was the product of Lake County Public Works, Lake County Sheriff's Office of Emergency Services, the Konocti Fire Safe Council, and neighborhood associations all working in close coordination. Public meetings and surveys enabled community feedback to represent the varied neighborhoods that make up the plan area. The Plan's objective is to promote preparedness and facilitate an evacuation among communities located along the Soda Bay Corridor, provide guidance for evacuation in the short term, and identify future opportunities to build resiliency into the roadway network.

The Plan is comprehensive and informative and is available for your review on the Lake County Office of Climate Resiliency website. [Click here.](#)

A few key take-aways for area residents include

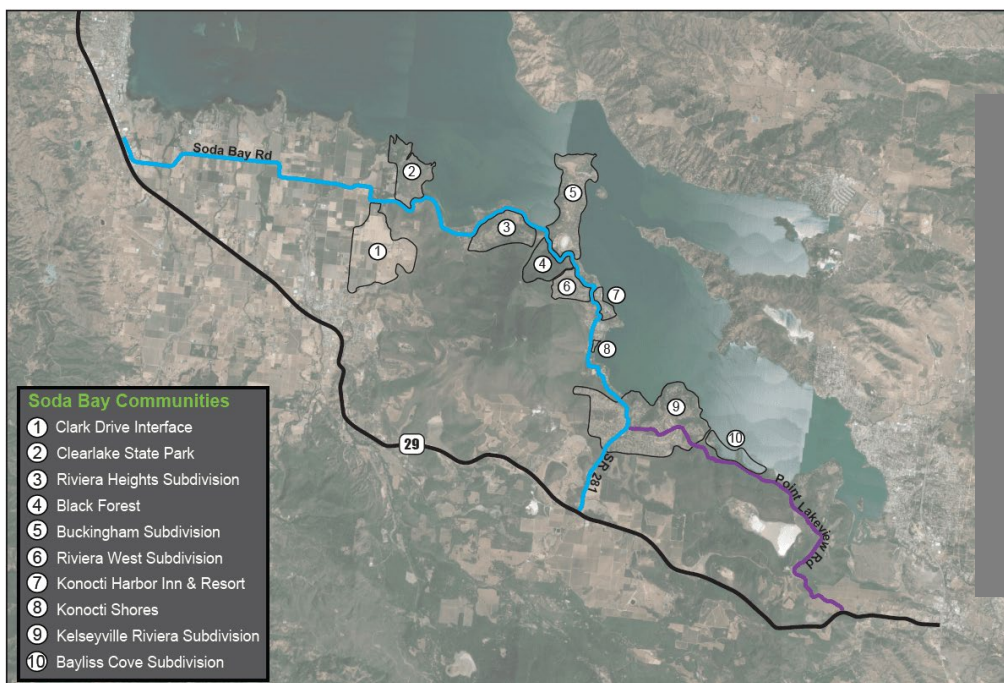
- ▶ The primary role of each agency in an evacuation: Lake County Office of Emergency Services, Sheriff's Office, Local Fire agencies and CalFire, and the County's Public Works Department
- ▶ The importance of having one's own personal evacuation plan ahead of time
- ▶ Knowing your evacuation zone and where to get authorized evacuation instructions for your zone
- ▶ Knowing the difference between an evacuation order, evacuation warning, shelter in place, and when an evacuation order is lifted
- ▶ Knowing about safety zones and temporary refuge areas

Developing a plan is just the first step

The next critical step is communicating evacuation information to the community. After conducting surveys and community outreach the Board determined that many of the residents do not have access to online resources or technology, and that the US Mail is the most effective way to reach some areas. Further grant funding will allow them to get the message out efficiently:

"The Konocti Fire Safe Council is the proud recipient of a special grant to produce information packages specially tailored to the needs of the Soda Bay Corridor. During the coming months, the KFSC will be producing this material and preparing it for distribution via a specially edited mailing list. When distribution is about to begin, we will launch a multi-media campaign to let residents know how and exactly when these specialized publications will be available." (KFSC website)

Continued on page 9



"The Soda Bay Corridor consists of Soda Bay Road, State Route 281 (Soda Bay Road turns into SR 281 from Konocti Bay Road to SR 29), Point Lakeview Road and the connecting routes. These roads serve as the evacuation route for the communities of Soda Bay, Kelseyville Riviera, Konocti Shores, Riviera West, Buckingham, Riviera Heights, and other neighborhoods and communities."

This image and other helpful maps are contained in the Evacuation Plan

Soda Bay Corridor Evacuation Plan (continued)

What is the Soda Bay Corridor?


As one of the County's main connector routes, Soda Bay Road will be at the center of any District 5 transportation improvement project. Communities large and small are sprinkled along its length, and several other roadways connect to it.

The "corridor" designation in the Evacuation Plan refers to this network of connectivity, with analysis and recommendations tailored to Soda Bay Road itself and surrounding communities. The Lake County Office of Climate Resiliency website defines Soda Bay Corridor as follows:

"The Soda Bay Corridor consists of Soda Bay Road, State Route 281 (Soda Bay Road turns into SR 281 from Konocti Bay Road to SR 29), Point Lakeview Road and the connecting routes. These roads serve as the evacuation route for the communities of Soda Bay, Kelseyville Riviera, Konocti Shores, Riviera West, Buckingham, Riviera Heights, and other neighborhoods and communities."

The evacuation area includes over 23 miles and over 45 connecting streets, along Soda Bay Road (State Route 281), and Point Lakeview Road.

The Evacuation Plan analyzed major roads, key intersections and traffic "pinch points" that could impede evacuation flow.



Keeping Soda Bay Road Clear

Starting in the spring of 2022, the grant funded removal of more than 50 dangerous trees from the Buckingham/Soda Bay stretch of Soda Bay Road. This narrow part of the road was a concern to everyone because of large and leaning trees that could fall and obstruct an evacuation.

The tree removal was coordinated by the Konocti Fire Safe Council in collaboration with Lake County's Public Works Department.

[Click here](#) to learn more about the Konocti Fire Safe Council, their activities, grants and projects for a more fire-resilient community.

FIVE EASY + FREE STEPS TO GET READY.



GET ALERTS
to know what to do.



MAKE A PLAN
to protect your people.



PACK
a GO BAG with things you need.



BUILD
a STAY Box for when you can't leave.



HELP
friends and neighbors get ready.

Five Easy Steps graphic courtesy of Konocti Fire Safe Council website

What's YOUR Personal Evacuation Plan?

Ultimately, it is YOUR responsibility to have a personal evacuation plan. Do you have:

- ▶ Awareness of multiple evacuation routes and locations that could provide temporary shelter if an evacuation is not possible
- ▶ Coordination with neighbors and vulnerable persons that you are assisting in an evacuation
- ▶ A plan in place for receiving Emergency Alerts and Red Flag Warnings when the potential for an evacuation exists
- ▶ A packed emergency supply go-bag/kit and a plan for your family and pets
- ▶ Ensuring your vehicles are fueled or charged, as well as electronic devices you will need to communicate
- ▶ A predetermined meeting location outside the area or way to communicate with others who have evacuated to let them know you are safe
- ▶ A family communication strategy that identifies someone outside the area to be the main contact point for all family members if you get separated or have trouble with phone networks

Do More, Save More. Timely advice from an Interagency partnership along with the California Insurance Commissioner's office. [Click here](#) to learn more.

Being Safer from Wildfires Can Help With Your Insurance

Protect your home or business

Protect the immediate surroundings

Protect the whole community

Safer from Wildfires is a ground-up approach to wildfire resilience with three layers of protection — for the structure, the immediate surroundings, and the community. Following these achievable steps can help you save money on your insurance.

Safer from Wildfires was created by an interagency partnership between Insurance Commissioner Ricardo Lara and the emergency response and readiness agencies in Governor Gavin Newsom's administration. Learn more at insurance.ca.gov

Perfect **P**reparation Advice From Calfire

People & pets
Papers, phone numbers & important documents
Prescriptions, vitamins & eyeglasses
Pictures & irreplaceable memorabilia
Personal computer, hard drive & disks
Plastic (credit cards, ATM cards) & cash

[Click here](#) to reach the Ready for Wildfire website, which contains easy-to-use and understand steps you can take to protect your home and family. Examples include: How to create your own wildfire action plan, fire extinguisher training and creating an emergency supply kit and much more.

A Gem in Our Backyard




Many Riviera West members enjoy walking and bird-watching at the Clear Lake State Park on Soda Bay Road. It's also a great launch point for a kayak or canoe.

California State Parks is working on a comprehensive general plan for the future of the park. The plan will enrich the visitor experience, address critical resource management and infrastructure needs. The approximately 590-acre state park is one of California's natural gems.

[Click here](#) to learn about Clear Lake State Park.

3 Ways to Get Started with Safer from Wildfires

Don't know where to start? Here are 3 low-cost steps you can take today.



Keep embers out

Installing 1/16 to 1/8 inch noncombustible, corrosion-resistant metal mesh screens over attic vents can keep wind-blown embers out of your house.



Clear the first 5 feet

Removing greenery and replacing wood chips with stone or decomposed granite 5 feet around your home prevents fire from getting a foot in the door.



Be safer together

With Firewise USA, communities as small as 8 dwelling units or as big as 2,500 can create an action plan and start being safer together. Firewise USA is a nationally recognized program with proven results, sponsored by the National Fire Prevention Association.

Do more, save more

Every action under **Safer from Wildfires** will qualify you for an insurance discount. By doing more, you can save more.

- Class A fire-rated roof
- 5-foot ember-resistant zone around the structure
- Noncombustible 6 inches at the bottom of walls
- Ember- and fire-resistant vents
- Double pane windows or added shutters
- Enclosed eaves
- Cleared vegetation and debris from under decks
- Move sheds and outbuildings at least 30 feet away
- Trim trees and remove brush in compliance with state and local defensible space laws
- Neighborhoods can form a Firewise USA community
- Cities, counties, and local districts can become certified as a Fire Risk Reduction Community

Scan to find more resources



Wildlife of Riviera West

Lesser Goldfinch

If you have a bird feeder, you are likely well acquainted with these brightly-colored birds with their acrobatic flying performances. Three different types of goldfinch are common throughout the country, depending on the location. Of these, the lesser goldfinch is most common in California. These tiny songbirds will gather at your birdbath, and are notorious for flocking together and foraging on the leaves of your sunflowers and garden vegetables. They are also partial to thistle seeds, and some flowers and flower buds. Aphids and small insects are also on the menu, which is good news. Human activity has made life easier for these birds by clearing woodlands and creating parks and meadows which suit their lifestyle.

They are small (about 4 inches at maturity), weigh less than an ounce, and have the cone-shaped beak characteristic of all finches. The males sport the signature bright yellow plumage, along with a black cap and black and white markings on their wings. Some can also have green as well as yellow color patterns. The female has less vibrant yellow color and does not have the black cap.

The lesser goldfinch ranges from Oregon south through Baja California and east all the way to Texas. They lay three to five eggs, which the female incubates for about two weeks; during that time the male delivers food to the female.

They are very sociable, preferring to travel in small flocks. Their habitat consists of woodland areas with brushy patches, farm fields and creeksides, which is why we can expect to see many of these in the Kelseyville area!



American Goldfinch
(*Spinus tristis*)

These tiny songbirds make a cheerful sight in our suburban backyards.

Photo and text credit:

Allaboutbirds.org

Audubon.org

Wikipedia.com